

Investment Objective








The investment objective is to be directly exposed to a basket of cryptocurrencies.

Overview

Inception date	February 2018
Investment style	Fundamental, Technical and Trend
Fund assets	\$7.2 million
Firm assets	\$113 million

Class	Fundserv	Unit value
Class A	MAJ710	6.5497
Class B	MAJ714	11.6467
Class F	MAJ711	6.8185

Allocation

 Bitcoin	85.0%
 Ethereum	0.0%
 Solana	14.0%
 The Sandbox	0.0%
 Uniswap	0.0%
 Curve Dao	0.0%
 Loopring	0.0%
Cash	1.0%

Risk/Return Profile

Net annualized return (since inception)	13.4%
Annualized standard deviation	59.6%
Best monthly return	54.2%
Worst monthly return	-29.5%

Contact

Montréal
19 rue Le Royer Ouest, suite 300
Montréal, Québec H2Y 1W4
T: 819.246.8800

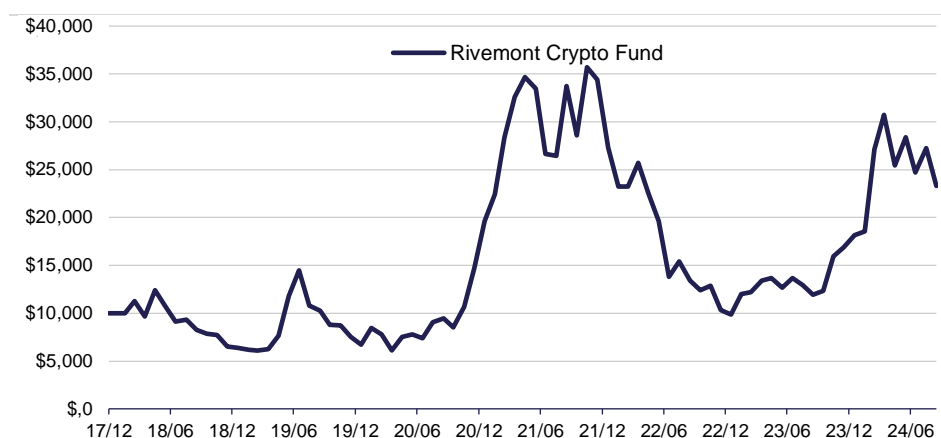
Gatineau
160, boul. de l'Hôpital, bureau 202
Gatineau, Québec, J8T 8J1
T: 819.246.8800

info@rivemont.ca
www.rivemont.ca

Description

The Rivemont Crypto Fund was launched in February 2018. Naturally offering an exposure to the emerging cryptocurrency market, the Fund is currently the only actively managed Canadian crypto fund. The Fund is managed by a team with strong

expertise in cryptocurrencies as well as technical analysis and trend following. This investment vehicle also aims to minimize the risk of personally holding cryptocurrencies while maximizing its potential return.



Performance net of all fees (%)

	Jan.	Feb.	Mar.	April	May	June	July	Aug.	Sept.	Oct.	Nov.	Dec.	Annual/ YTD
2018		7.73	-14.3	27.3	-13.5	-14.9	2.23	-11.2	-5.1	-1.4	-16.1	-1.8	-36.4
2019	-2.9	-1.4	2	23.1	55.2	25.9	-25.2	-5.2	-14.4	-0.4	-14.1	-11	5.0
2020	26.6	-7.9	-21.6	23.6	3.2	-5.3	22	3.8	-9.5	23.4	36.6	34.4	193.5
2021	14.4	25.9	15.3	6.5	-4.1	-20.6	-0.6	27.9	-15.5	25.7	-3.7	-20.9	39.5
2022	-15.0	0.0	10.6	-12.3	-13.0	-29.6	11.6	-13.2	-7.3	4.0	-19.7	-4.9	-64.0
2023	21.8	1.7	9.9	2.3	-7.1	7.5	-5.0	-8.0	3.3	29.6	5.7	7.9	84.9
2024	2.1	46.2	13.3	-17.1	11.5	-12.9	10.3	-14.6					28.1

Annualized return since inception: 13.4

Explanatory notes: Returns are net of all fees (management, custody and commissions) and in Canadian dollars. The returns are for the B class and the inception date is February 2018. Future investment results will differ from past results. Units of the Fund are available under exemptions from the prospectus requirements in accordance with the National Instrument 45-106 Prospectus and Registration Exemptions and are, therefore, only available to qualified investors. This document is not a recommendation or investment advice and is presented for informational purposes only.

Rivemont is the manager of the Crypto strategy. The Fund's partners are TSX Trust Company as trustee, SGGG Funds Services as administrator, Deloitte as auditor, Fasken Martineau as legal advisor, and NBIN, Interactive Brokers LLC, and Gemini Trust as dealers and custodians.

Managers

Rivemont is the fund manager of the Rivemont Crypto Fund responsible for the investment decisions. Martin Lalonde, MBA, CFA, is the manager responsible for the investment decisions.

About Rivemont

Founded in 2010, Rivemont is a portfolio management firm with around \$100 million in assets under management. The firm offers performing investment strategies to a private wealth clientele, brokers, consultants and financial planners.