

Investment Objective






The investment objective is to be directly exposed to a basket of cryptocurrencies.

Overview

Inception date	December 14, 2017
Investment style	Fundamental, Technical and Trend
Fund assets	\$4.5 million
Firm assets	\$103 million

Class	Fundserv	Unit value
Class A	MAJ710	3.5431
Class B	MAJ714	6.0871
Class F	MAJ711	3.6191

Allocation

 Bitcoin	64.35%
 Ethereum	28.05%
 Polygon	0.0%
 The Sandbox	0.0%
 Uniswap	0.0%
 Curve Dao	0.0%
 Loopring	0.0%
Cash	7.6%

Risk/Return Profile

Net annualized return (since inception)	-4.6%
Annualized standard deviation	62.7%
Annualized Sharpe ratio	0.21
Correlation with S&P/TSX index	0.37
Best monthly return	55.2%
Worst monthly return	-33.1%

Contact

Montréal
19 rue Le Royer Ouest, suite 300
Montréal, Québec H2Y 1W4
T: 819.246.8800

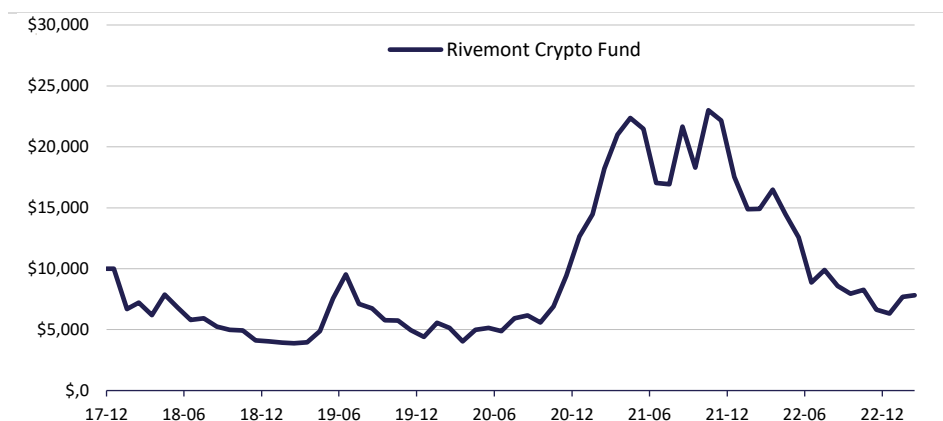
Gatineau
160, boul. de l'Hôpital, bureau 202
Gatineau, Québec, J8T 8J1
T: 819.246.8800

info@rivemont.ca
www.rivemont.ca

Description

The Rivemont Crypto Fund was launched on December 14, 2017. Naturally offering an exposure to the emerging cryptocurrency market, the Fund is currently the only actively managed Canadian crypto fund. The Fund is managed by a team with strong

expertise in cryptocurrencies as well as technical analysis and trend following. This investment vehicle also aims to minimize the risk of personally holding cryptocurrencies while maximizing its potential return.



Performance net of all fees (%)

	Jan.	Feb.	Mar.	April	May	June	July	Aug.	Sept.	Oct.	Nov.	Dec.	Annual/ YTD
2017												0.0	0.0
2018	-33.1	7.73	-14.3	27.3	-13.5	-14.9	2.23	-11.2	-5.1	-1.4	-16.1	-1.8	-59.5
2019	-2.9	-1.4	2	23.1	55.2	25.9	-25.2	-5.2	-14.4	-0.4	-14.1	-11	8.7
2020	26.6	-7.9	-21.6	23.6	3.2	-5.3	22	3.8	-9.5	23.4	36.6	34.4	187.2
2021	14.4	25.9	15.3	6.5	-4.1	-20.6	-0.6	27.9	-15.5	25.7	-3.7	-20.9	38.6
2022	-15.0	0.0	10.6	-12.3	-13.0	-29.6	11.6	-13.2	-7.3	4.0	-19.7	-4.9	-64.0
2023	21.8	1.7											24.0
Annualized return since inception:													-4.6

Explanatory notes: Returns are net of all fees (management, custody and commissions) and in Canadian dollars. Future investment results will differ from past results. Units of the Fund are available under exemptions from the prospectus requirements in accordance with the National Instrument 45-106 Prospectus and Registration Exemptions and are, therefore, only available to qualified investors. This document is not a recommendation or investment advice and is presented for informational purposes only.

The service providers were retained by Majestic Asset Management. The administrator is SGGG Fund Services, the auditor is KPMG and the legal advisor is Fasken Martineau.

Managers

Majestic Asset Management is the fund manager of the Rivemont Crypto Fund and Rivemont is the portfolio manager responsible for the investment decisions. Martin Lalonde, MBA, CFA, is the manager responsible for the investment decisions.

About Rivemont

Founded in 2010, Rivemont is a portfolio management firm with around \$100 million in assets under management. The firm offers performing investment strategies to a private wealth clientele, brokers, consultants and financial planners.